





JJ's Farm

-  Turbine Foundation
-  Crane Hard-standing
-  Access Track
-  Land Ownership Boundary

Scale at A3 5,000

Site Plan

Date: 28.01.14

Ref: Figure 0.1

Drawn: L.D

